



# Line-Boring & Bore Welding On-Site



**Weld & bore at the same time**  
**Sets up in minutes**

[www.yorkmachine.com](http://www.yorkmachine.com)

# Straightforward Bore Welding Solutions



## Specifications:

- Std. operating range – 1.5~30” (38~762mm) Optionally to 60” (1.5 m)
- Std. extensions – 48” (1.2m)
- Weld stroke – 8” (203mm)
- Std. maximum current – 250 amps
- Std. wire size – .030~.045 (.54~1.13mm)
- Programs – circular, segment & skip
- Adjustable step (distance between weld passes) 0~.4” (0~10mm)
- Rotation – clockwise and counter clockwise
- Weight, including display 20 lbs. (9kg)
- Offset/swivel head for bore diameters adjustments
- Display can be set to imperial or metric measurement

## Why Bore Weld?

- Up to 75% faster than hand welding
- Reduced exposure to fumes and smoke
- Consistent weld, less distortion and easier machining
- Weld bores too small for hand welding
- Easily weld bores difficult to reach
- Increased productivity, weld and bore at the same time

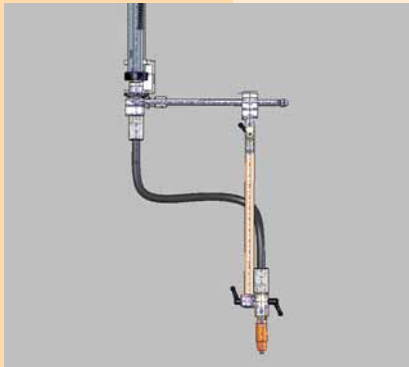
## Smart Weld Features

- Adaptable to most wire feeder/power supply combinations
- Automatically calculates rotation speed for each bore size
- Quickly set start/stop points with an absolute encoder
- Sets up on boring bar alignment plates
- Adjustable step; adjusts to most types of wires
- Made from highly conductive, corrosion & arc resistant alloys
- Using precision DC brushless motors – maintenance free
- All electrical connections come through one cable – no maze of wires

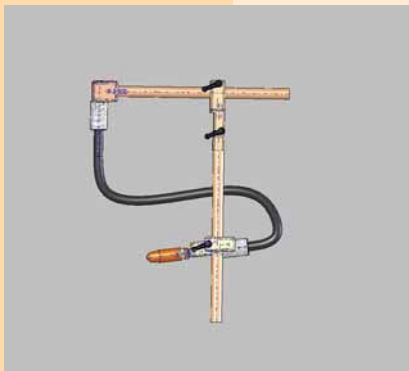
- Engineered, and manufactured by people in the industry
- Consumables available from most welding suppliers
- Multi language digital LCD display (English, Spanish)
- Bore diameters can be set by an off set/swivel head
- Programmable weld limits
- Custom carrying case provided
- Works with competitors boring bars
- Excellent tool for any machine shop, may be used with or without a portable line-boring machine

**OPTIONS:**

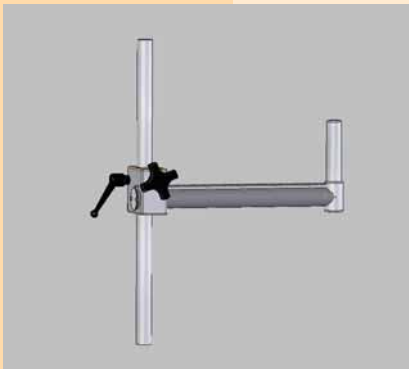
Facing Torch



OD Torch



XL Extension Arm



Tripod



**SPECIFICATIONS:**

**Facing Torch specifications:**

- Arc resistant
- 250 amp max
- 8”(203mm) Stroke
- Facing from 1.5-30”
- Screw .11” per revolution
- Operating range 0”-30”
- Wire size .030”-.045”
- Weight 5 lbs(2.26kg)

**OD Torch specifications:**

- OD shaft 0”-30”
- Arc resistant
- 250 amp max
- Wire size .030-.045”
- 8”(203mm) Stroke
- OD diameters from 1.5-30”
- Weight 3.35 lbs(1.5kg)

**XL Extension Arm specifications:**

- 12”(304mm) Adjustable stroke
- Weight 6.4 lbs(2.9kg)

**Tripod specifications:**

- Allows for vertical or horizontal setup
- C/w jig to transfer work piece angle to tripod stand

**Lease Options Available**

For a representative in your area call:  
 1-888-783-YORK (9675)  
 1-250-287-7716 Fax 1-250-287-8362  
 www.yorkmachine.com  
 email: sales@yorkmachine.com

Distributed by:

www.yorkmachine.com



**SMART WELD 830**



**REDUCE**  
your heavy  
equipment  
downtime

**A New Approach  
to Bore Welding...**